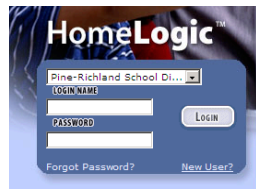


Pine-Richland

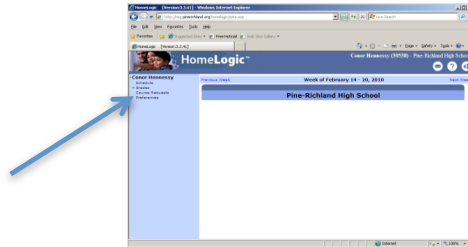
2010-2011 Scheduling on HomeLogic

Follow these seven simple steps to register for your 2010-2011 classes.

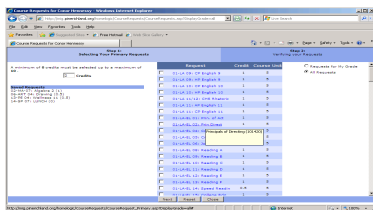
- 1- Student Login -
login name and password
are same as school computer
login and password



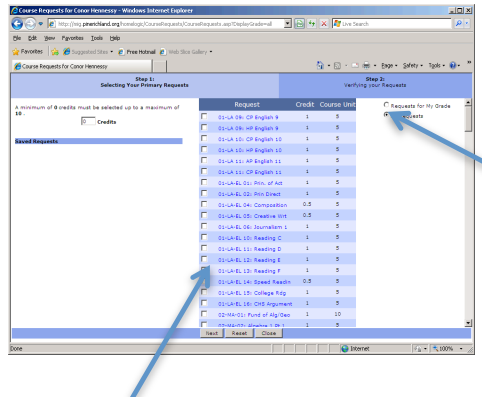
- 2- Click on Course Requests



You can hover over course names to read descriptions and pre-requisite(s).



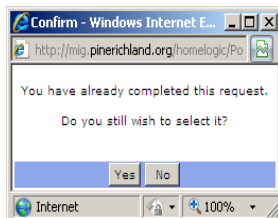
- 3- Click on All Requests



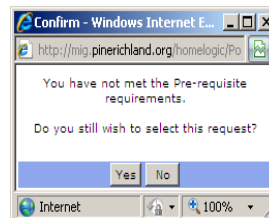
- 4- Select courses by clicking in boxes
Click on box again if you change your mind
Click Reset to clear all

The following are possible pop-ups. Please see your counselor if you have questions.

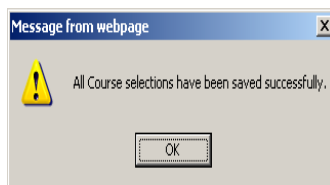
* You can only repeat a course if you've failed it.
Exceptions are: Band, Choir, Music Ensemble, and Resource.



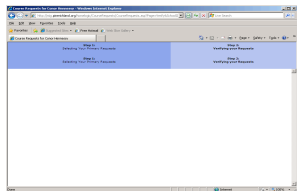
* If you have not met a pre-requisite you may not enroll in the course. If you click yes, your schedule will be changed.



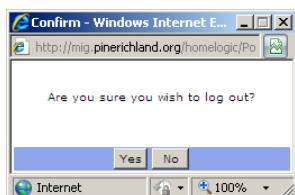
5- After you have selected your course requests (a minimum of 6), click next.



6- X out of this screen. To view all your course selections, click Course Requests again.



7- Be sure to log out of your account.



Your 2010-2011 course requests are:

ENGLISH _____

MATHEMATICS _____

SOCIAL STUDIES _____

SCIENCE _____

WORLD LANGUAGE _____

ELECTIVE #1 _____

ALTERNATIVE ELECTIVE #1 _____

ELECTIVE #2 _____

ALTERNATIVE ELECTIVE #2 _____

ELECTIVE #3 _____

ALTERNATIVE ELECTIVE #3 _____

Reminders:

Students need to schedule a **minimum of 6.5 credits.**

*Year long courses = 1 credit

**Semester courses = .5 credit

**Physical Education 10, 11, 12 = .5 credit

Seniors may have no more than **eight (8)** study halls **per week.**

Sophomores and Juniors may have no more than **six (6)** study halls **per week.**

Freshmen may have no more than **five (5)** study halls **per week.**