



Joint Operations & Student Services Committee Meeting



**Demographic Study
& Potential Redistricting Timelines**





Strategic Plan 2019-2023



Finance and Operations

2019-2020

2020-2021

2021-2022

2022-2023

**Refine long-range budget planning, debt management and capital funding model
(building systems, capacity, technology, infrastructure, and projects)**

Evaluate 2016
Demographic Study
Projections v.s. Actuals
and Update Study via
Third Party Vendor

Third-Party Design and
Districtwide Process for
Evaluation of Redistricting
Scenarios at Primary
Level (K-3)

Potential Redistricting at Primary Level



Background



- **Overall Enrollment Trends (Stable)**
 - Previous Demographic & Facility Study (2016)
 - Engaging in Updated Demographic & Facility Study
- **Shifting in Population & Enrollment (East-to-West)**
 - Wexford Elementary (Increasing)
 - Richland Elementary (Decreasing)
 - Hance Elementary (Slightly Decreasing and Smallest Overall)
- **Facilities & Capacity**
 - Section Projections (Wexford)
 - Room Utilization & Reconfiguration





Enrollment History

	2010-11	2011-12	2012-13*	2013-14	2014-15	2015-16	2016-17	2017-18	2018-19	2019-20
Hance	359	330	397	369	362	373	364	373	351	339
Richland	485	503	446	458	480	501	489	469	446	424
Wexford	428	414	407	393	383	391	413	446	487	543
K-3 Total	1272	1247	1250	1220	1225	1265	1266	1288	1274	1306
K-12 Total	4604	4615	4645	4618	4580	4565	4549	4583	4587	4578

**Indicates the first year of the last redistricting.*

“Focused on learning for every student every day.”



Enrollment History versus Projections

Building	2010-2011	2011-2012	2012-2013	2013-2014	2014-2015	2015-2016	2016-2017	2017-2018	2018-2019	2019-2020
Hance	359	330	397	369	362	373	364	373	351	339
HE Projected						373	372	362	357	360
Richland	485	503	446	458	480	501	489	469	446	424
RE Projected						494	510	502	487	495
Wexford	428	414	407	393	383	391	413	446	487	543
WEX Projected						395	412	437	465	486
K-3 Total	1272	1247	1250	1220	1225	1265	1266	1288	1274	1306
K-3 Projection						1262	1293	1301	1310	1342
K-12 Total	4604	4615	4645	4618	4580	4565	4549	4583	4587	4578
K-12 Projection						4545	4619	4651	4619	4686



Why Redistricting?



- **Rationale**

- Reaching Capacity at Wexford
- Reduced Scheduling Flexibility
- Potential Alteration of Program Delivery (e.g., special areas)



- **Benefits of Redistricting**


- Plenty of Capacity Across the District
 - More efficient use of existing space could be realized
- Program Delivery & “Resource Shifting”
 - More efficient use of space
 - More efficient assignment of people





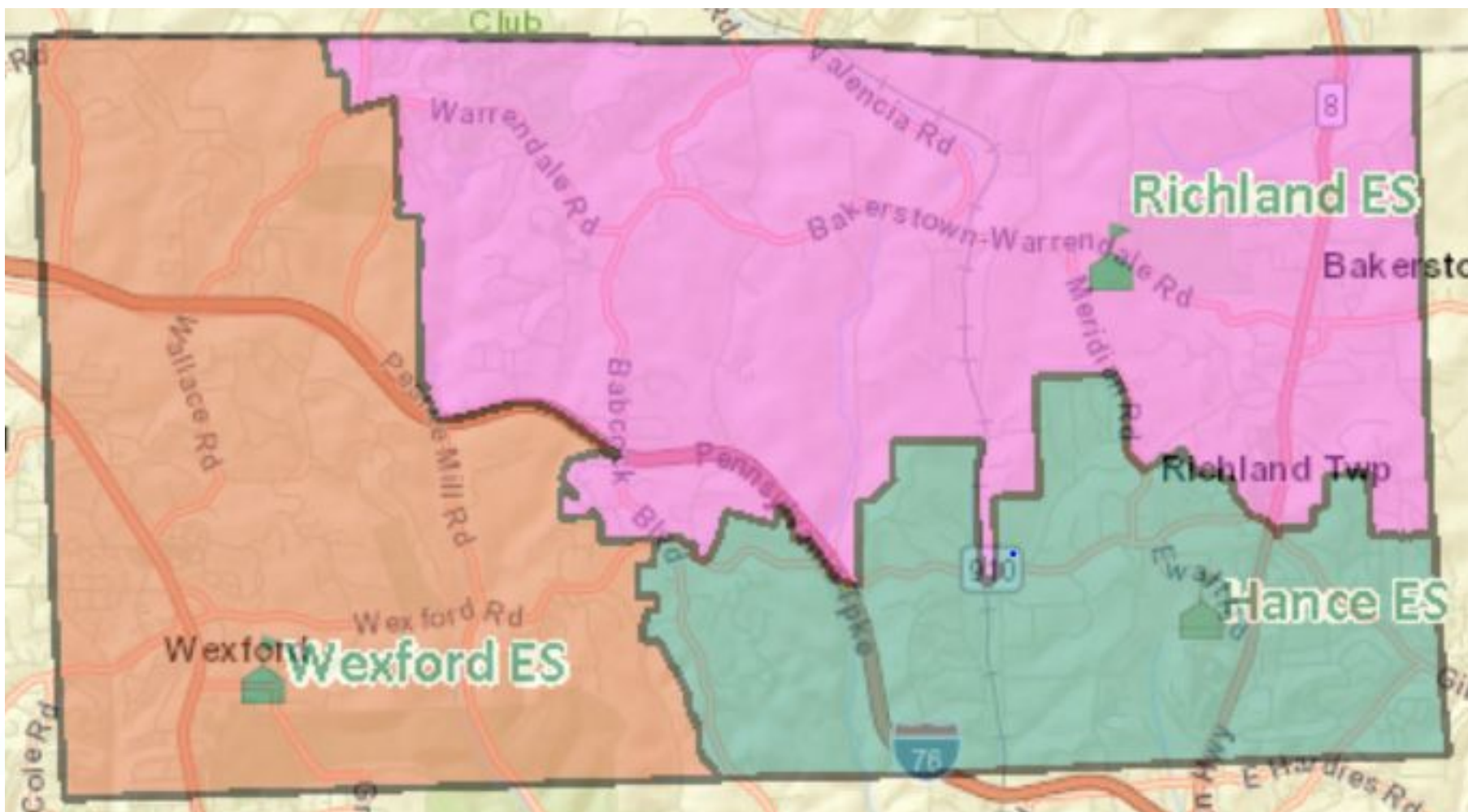
Facility Utilization: Class Sections



Building	Year	KG	1st	2nd	3rd	Building Total
Wexford 	2016-2017	5	5	5	5	20
	2017-2018	5	6	5	5	21
	2018-2019	6	6	6	5	23
	2019-2020	6	6	6	6	24
	<i>2020-2021 Proj.</i>	<i>6-7</i>	<i>6-7</i>	<i>6-7</i>	<i>6-7</i>	<i>24-28</i>



Current Boundaries



“Focused on learning for every student every day.”



Update Demographic and Redistricting Study



- **Determine Scope of Work & Guidance for Third Party Experts**
 - Enrollment Trends/Demographics
 - Possible Redistricting Scenarios
- **Evaluation of Options by District**
 - Third party assistance and facilitation
- **Finalize Redistricting Scenario**



“When” of Redistricting

- Enough Capacity Exists to Maintain Current Boundaries in 2020-2021 with minimal or no altering of program delivery
- **Consensus that we will not Redistrict for the 2020-2021 School Year**
- Fall 2019 through Fall 2020 to Complete Study & Finalize the Recommendation
- January 2021 through August 2021 to Finalize Transition Planning
- **Consensus that we will Redistrict for the 2021-2022 School Year**



Justification for Timing

- Updated Third Party Study
- Town Halls and/or Other Forums for Communication
- Capacity Exists to Continue Program with Current Boundaries for 1 More Year
- Eventual Change will Require Staffing, Scheduling, and a Comprehensive Transportation Routing Redesign



Recommended Timeline & Actions



- **Projected Timeline for Study: 2019-2020**
 - Updated Study in 2019-2020
 - Town Hall Sessions or Forums in 2019-2020 after Study Update
 - Redistricting Criteria Defined in 2019-2020
 - Redistricting Scenario Finalized Fall of 2020
 - **No Redistricting for 2020-2021**
- **Work through Logistics 2020-2021**
 - Transportation Redesign
 - Staffing Considerations
 - Transition Activities for Students
- **Projected Implementation: 2021-2022**
 - Managing the Transition
 - Coordinated Communications & Transition
 - **Redistricting Implemented in 2021-2022**



Redistricting Criteria Considerations



- Longevity of Decision and Sustained Plan Length (e.g. Minimum 5 Years)
- Scope & Projected Student Enrollment from New Housing Developments
- Potential Grandfathering of Students
- Division or Maintenance of Neighborhood Footprint
- Special Education Programming
- Prior Impact of Redistricting
- School Closest to Home
- Number of Students Impacted
- Transportation Implications
- Simplicity v.s. Complexity
 - Fewer Big Moves vs. Many Smaller Moves



Implementation Considerations



- Communication Plan
 - Key Communicators
 - PTO Meetings
 - Podcasts
 - Routine eBlasts
 - Website with Focus on Demographics, Enrollment, and Updates Regarding Redistricting Study & Recommendations
- Restaffing of Schools
- Classroom Reconfiguration
- Master Schedule Coordination
- Transition Planning
- Transportation Planning




Next Steps: Establish a Dedicated Webpage Podcast to Community Frequently Asked Questions





Demographic Study & Redistricting Timelines



October 2019

