



Healthcare Leadership Council and Educational Model Update for Students, Parents and Staff

March 11, 2021



Key Points

- Education Model Continuum
- Conditions and Cases (County and Townships/District)
- Selection Survey
- Transition Plan to Increase In-Person Learning (Grades 4 – 12)
- PRSD Next Steps



Educational Model Continuum*

“Old Days”

Schools operate as they did on and before March 13, 2020.


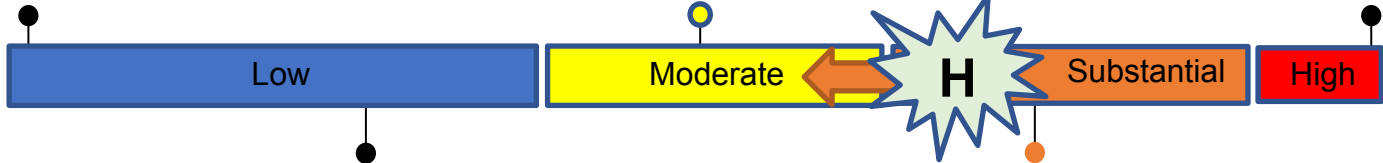
Traditional with Significant Restrictions

Restrictions could include limiting the number of students in a class; alternative transportation options; staggered schedules, etc.

100% Virtual All



All students are learning remotely from home.



Traditional with Some Restrictions

Restrictions could include spacing of desks in classrooms; direction signs in hallways; table and seating spacing in cafeterias; etc.

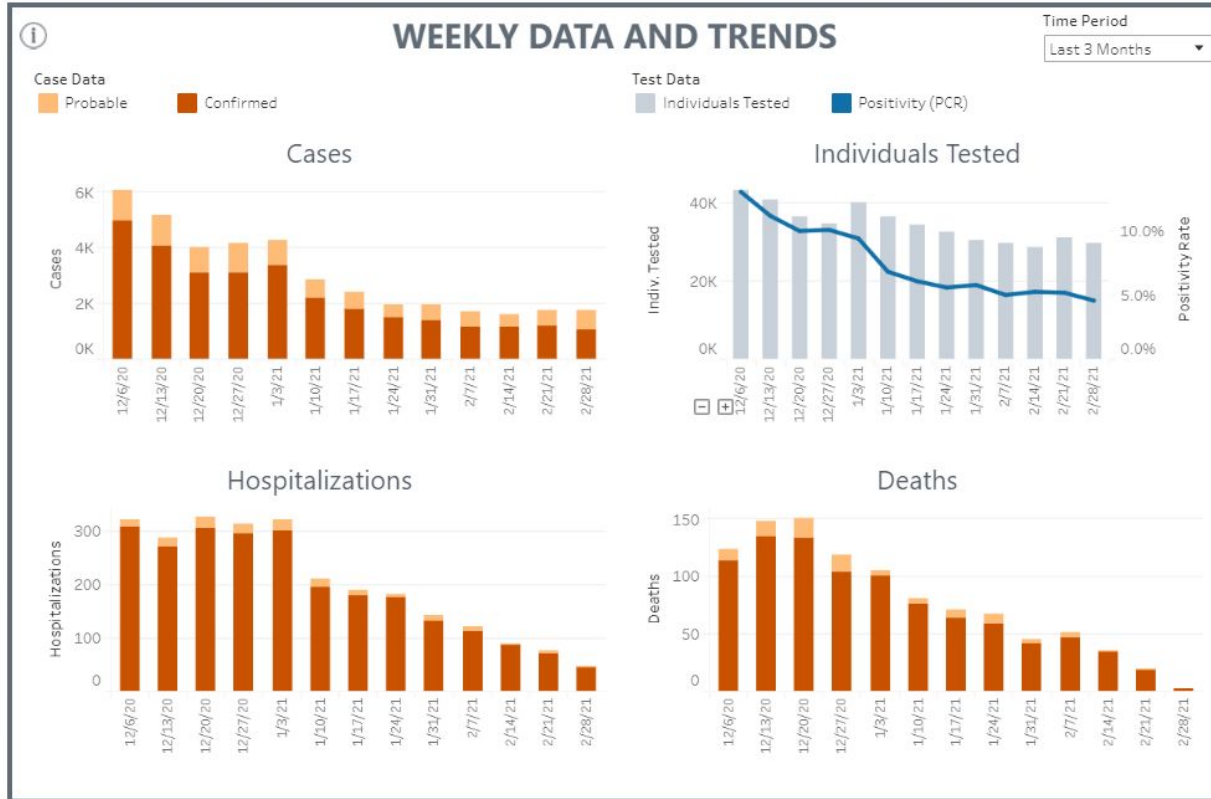
Dynamic Hybrid Between Traditional and Virtual

A combination of traditional with significant restrictions and virtual instruction for some.

*Conditions have been improving which reinforces the **potential to shift left** on the continuum.



New ACHD Dashboard





PRSD Cases (Year-to-Date)

	Sept	Oct	Nov	Dec	Jan	Feb	March-to-Date	Total
Cases	2	5	42	69	40	38	11	207
Students	1	5	34	50	31	30	10	161
Staff	1	0	8	19	9	8	1	46

PRHS	PRMS	EHUE	HES	RES	WES	OTHER
62	36	47	19	17	20	6



PRSD Cases (Rolling Window)

School	Rolling 14 Window Starts with 1st Case Symptom Onset	Rolling 14 End Identified After 1st Case	Cases in Window (Total Number Within Date Range)	Potential Action Threshold*
PRHS	2/27/21	3/12/21	1	6 - 10
PRMS	N/A	N/A	0	4 - 6
EHUE	N/A	N/A	0	6 - 10
HES	N/A	N/A	0	4
RES	N/A	N/A	0	4
WES	N/A	N/A	0	6



Selection (Grades 4 – 12)

- In the Sapphire Student Information System, we asked all parents/students in grades 4 - 12 to make their **FUTURE/NEW** selection:
 - Full Virtual
 - Alternate Day In-Person and Alternate Day Virtual
 - Five-Day In-Person



Updated Selections

440 to
780

325 to
590

630 to
1050

Building		Five Day	Alternating	Full Virtual	No Response
K-3	Current	998	43	252	
4-6	Current	59	777	196	
4-6	New	745	75	198	16
7-8	Current	35	576	107	
7-8	New	544	89	83	2
9-12	Current	79	1095	253	
9-12	New	899	307	211	16
		Five Day	Alternating	Full Virtual	No Response
12	Current	15	289	77	
12	New	217	97	67	0

Building principals are reviewing class-by-class results for planning and logistics.

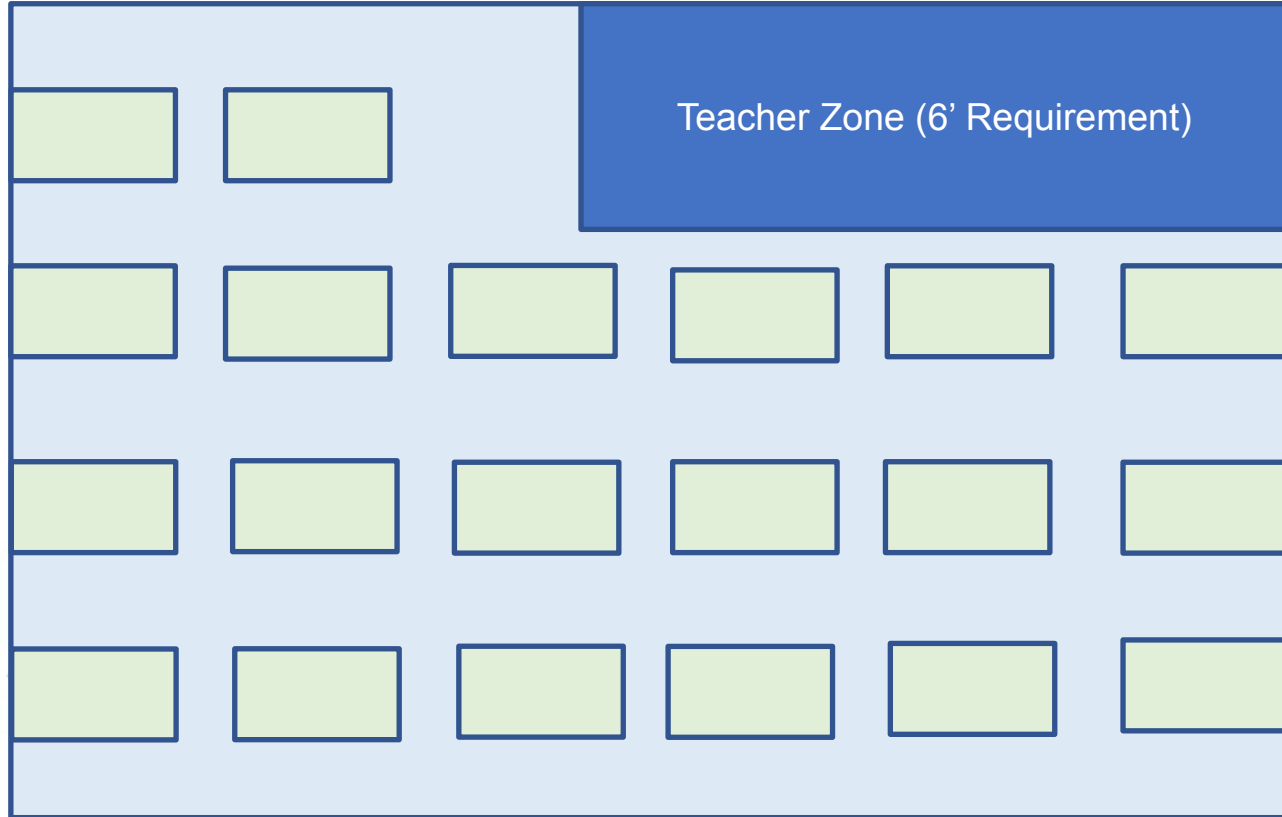


Classroom Design (<6' Illustration)

Teacher zone remains the same (6')

Model with less than 6' of distancing between students

Physical distancing will vary by building and classrooms. At least 3' exists in each room with 4' – 5' more often and some rooms retaining 6'.





Continued Points of Community Emphasis

- **Daily symptom checking**
 - All students, parents and staff should be aware that mild cold symptoms may be an indication of COVID-19.
 - If experiencing mild cold symptoms, the person should stay at home.
- **Proper mask wearing discipline**
- Shared ownership for sustainability
- **Choices and behaviors in the community have impacts within the school**
- Quarantine Length Discussion
 - CDC/PADOH/ACHD Shift to 10 Days or 7 Days with Negative Test



Phased Transition Timeline

- As noted, conditions have continued to follow recent trends with low numbers of cases still reported among students and staff. We are preparing for the following:
 - **March 18th – Eden Hall (Grades 4 – 6) and Seniors (Class of 2021)**
 - **March 29th – April 5th – Spring Break (All)**
 - **April 8th – Middle School (Grades 7 – 8) and High School (Grades 9 – 11)**



Healthcare Leadership Council Membership

Senior Leadership Team: Dr. Miller (Superintendent); Dr. Pasquinelli (Asst. Superintendent); Dr. Justus (Asst. Superintendent); Mr. Noel Hustwit (Director of Student Services & Special Education); Ms. Hathhorn (Director of Communication); Mr. Brian Glickman (Director of Human Resources); Mrs. Kirk (Director of Financial & Operational Services); Mr. Shawn Stobener (Director of Technology)

Administrators: Mrs. Nancy Bowman (PRHS); Dr. Dave Kristofic (PRMS); Mrs. Paula Giran (EHUE); Mrs. Greta Kuzilla (HES/RES/WES); Dr. Maura Paczan (Lead Psychologist); Mr. Jeff Zimmerman (Director of Facilities); Mr. Clayton Gruber (Custodial Supervisor); Mr. Sean Simmons (Director of Athletics)

Staff: Mr. Chris Vins (PREA President); Mr. Brian DeVinney (PREA Secondary Vice-President); Mrs. Danielle Kcehowski (PREA Elementary Vice-President); Mrs. Patti Noble (ESPA President); Mrs. Michelle Schonbachler (School Nurse Department Chair); Mrs. Kim Charney (Transportation & Facility Use Coordinator); Mrs. Barbara Williams (Administrative Support); Ms. Margo Kohler and Mr. Jim Bichler (Building Level Technology Coaches)

Governance: Mrs. Christine Misback (PRSD School Board)

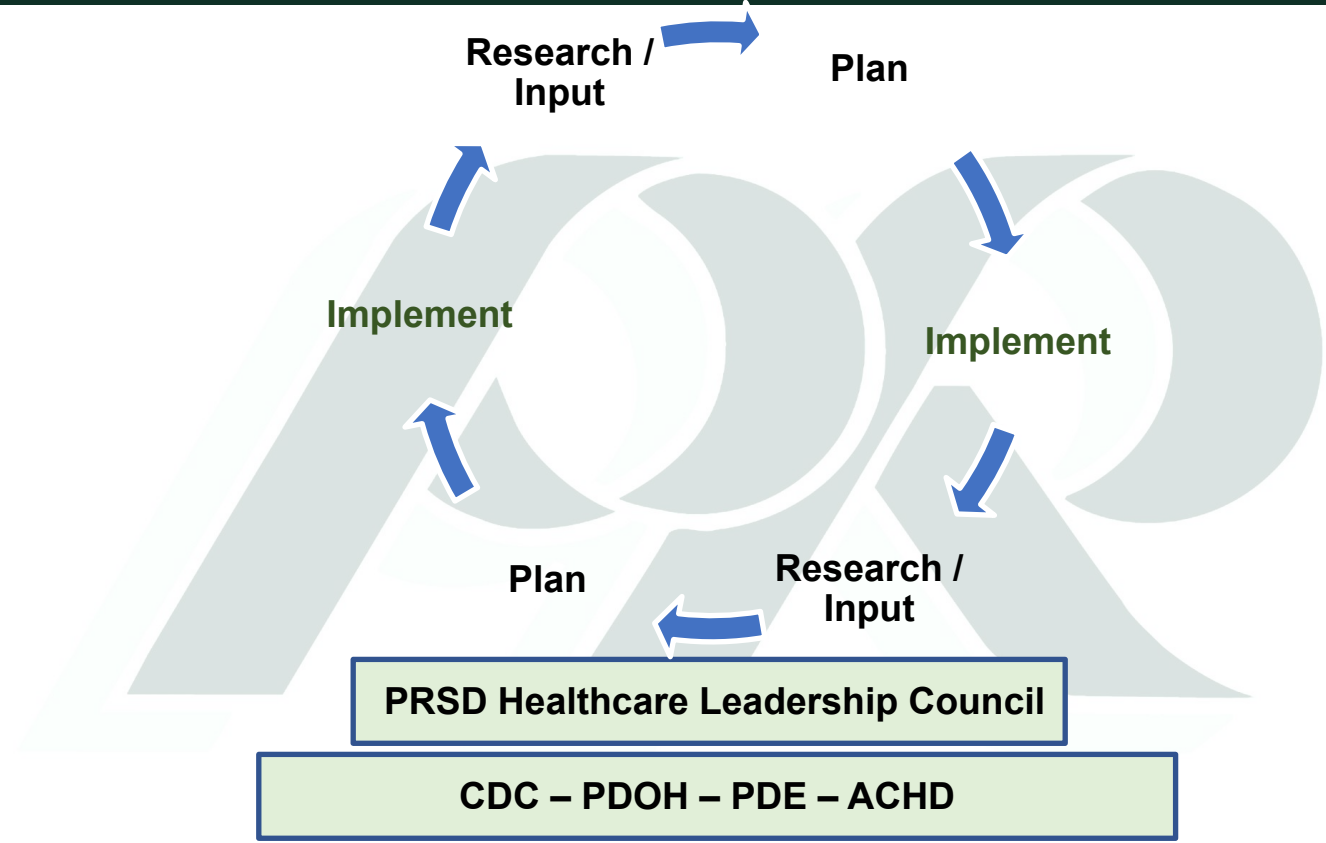
Students: Executive Board Pres: Zeyad Amr; Class of 2021 President: Gaby Stone.

Key Partners: Mrs. Colleen McAndrew (STA Manager); Mr. Andy Hartman (STA Assistant Manager); Mrs. Diane Bucknum (SODEXO Manager)

Medical and Public Health Experts: Dr. Amy Cashdollar, Chief Operating Officer (AHN); Erin Colvin, CRNP (CHP); Dr. Vaughn Cooper, Professor of Microbiology Molecular Genetics (Pitt) Co-Founder of Microbial Genome Sequencing Center; Renee Dixon, RN (UPMC); Dr. Tony Farah, Executive Vice President, Chief Medical/Clinical Transformation Officer (HH); Dr. Catherine Hrach, Emergency Physician (BHS); Dr. Jenene Hunkele, Sr. Medical Science Liaison (Alexion); Dr. Allan Klapper, CEO (AHN); Dr. Brook McHugh, Pediatrician (AHN); Dr. Tyler Quinn, Research Physiologist (NIOSH); Dr. Ryan Shields, Infectious Diseases Pharmacist/Assoc. Professor of Medicine (Pitt; UPMC); Dr. Domenic Mantella (PRSD School Physician)





Iterative Decision-Making Process





CDC Revised Indicators and Thresholds

Table 1. CDC Indicators and Thresholds for Community Transmission of COVID-19¹

Indicator	Low Transmission Blue	Moderate Transmission Yellow	Substantial Transmission Orange	High Transmission Red
Total new cases per 100,000 persons in the past 7 days ²	0-9	10-49	50-99 	≥100
Percentage of NAATs that are positive during the past 7 days ³	<5.0% 	5.0%-7.9%	8.0%-9.9%	≥10.0%

Guidelines
Not Magic
Numbers

¹If the two indicators suggest different levels, the actions corresponding to the higher threshold should be chosen. County-level data on total new cases in the past 7 days and test percent positivity are available on the County View tab in [CDC's COVID Data Tracker](#).



CDC Revised Indicators and Thresholds

Table 2. Recommended Implementation of Mitigation Strategies and K-12 School Learning Modes by Level of Community Transmission for Schools That Do Not Implement Expanded Screening Testing

Low Transmission ¹ Blue	Moderate Transmission Yellow	Substantial Transmission Orange	High Transmission Red
<p>All schools: Universal and correct use of masks is required; physical distancing; handwashing and respiratory etiquette; cleaning and maintaining healthy facilities; contact tracing in combination with isolation and quarantine.</p> <p>Diagnostic testing²: Symptomatic students, teachers, and staff and close contacts referred for diagnostic testing</p>			
<p>K-12 schools open for full in-person instruction Physical distancing of 6 feet or more to the greatest extent possible³</p> <p style="text-align: center;"></p>		<p>Elementary schools in hybrid learning mode or reduced attendance⁴ Physical distancing of 6 feet or more is required</p> <p style="text-align: center;"></p>	
		<p>Middle and high schools in hybrid learning mode or reduced attendance Physical distancing of 6 feet or more is required</p>	<p>Middle and high schools in virtual only instruction unless they can strictly implement all mitigation strategies, and have few cases; schools that are already open for in-person instruction can remain open, but only if they strictly implement mitigation strategies and have few cases⁵</p>

Guidelines
Not Magic
Numbers