

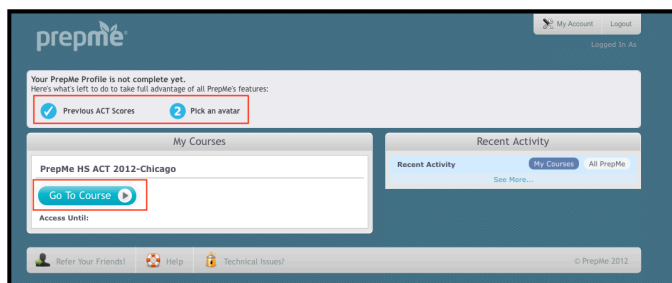
### Overview

This guide is intended to help you get started with your PSAT, SAT or ACT test preparation! If you have questions as you get started, ask your teacher(s) for help.

### Accessing PrepMe

To access PrepMe, follow the steps below:

1. Log into Family Connection.
2. Click the **PrepMe** link in the **Resources** section of the **Home** page.
3. The PrepMe **Home** page appears in a new window.



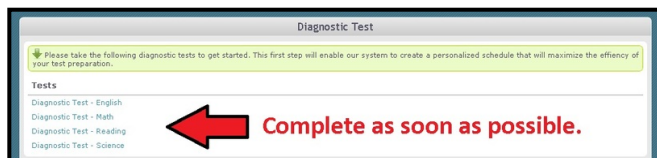
If you have not completed your profile, start by entering your previous test scores and choosing your avatar.

After you complete your profile, click the **Go To Course** button to get started on your test prep!

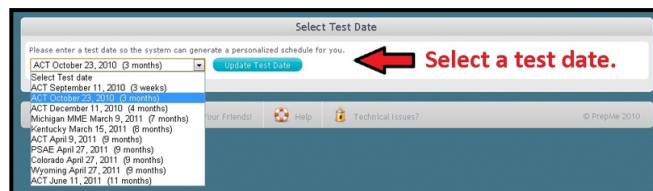
### Getting Started

Complete these three easy steps to get started with your test prep:

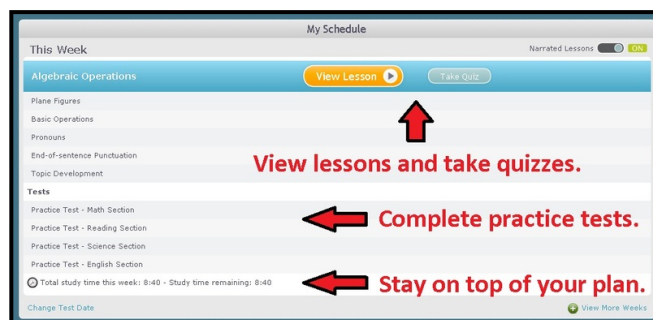
**Step 1:** Complete the diagnostic tests. Each test has 15 questions and you can pause a test and return to it, if necessary. Completing the tests allows the solution to analyze your strengths and areas for improvement.



**Step 2:** Select your test date. Your test date is important because your weekly schedule will be created with the test date in mind. You can update your test date at any time by going to **Change Test Date** in the lower left corner of your weekly schedule.



**Step 3:** Begin studying. You are ready to work on your weekly schedule. Each week you will complete lessons and quizzes that will prepare you for the test you plan to take. You will also have the opportunity to complete some practice exams.



### Lessons:

Lessons contain slides that cover concepts, problem-solving methods and example problems. Take notes as you read for reviewing later. **Tip:** If you have trouble opening the lessons, you may need to download Adobe Flash Player.

### Quizzes:

Each lesson has a quiz that tests your understanding of the lesson material.

### Tests:

Tests contain practice SAT/ACT questions. Tests are completed online. **Tip:** Tests are administered periodically, so you may not see tests on your weekly schedule.

### Checking your Progress

You can check your progress by clicking the **Reports** button at the top of the screen. Your progress for tests, quizzes and lessons is included at the top of the report. You can also click through the tabs for additional information about your progress!

*Log into Family Connection and get started!*